

Results of Operations

for the Fiscal Year Ending March 31, 2026

C. Uyemura & Co., Ltd.

Standard Market of the Tokyo Stock Exchange (Stock Code : 4966)

May 13, 2026

Updated on May 15, 2026

Overview of Consolidated Financial Results for the Fiscal Year Ended March 31, 2026

[Accounting period]

Japan (1 company): April - March / Overseas (10 companies): January - December

- **Surface finishing materials business**

- Demand for our mainstay plating chemicals for semiconductor package PWBs remained strong, mainly for generative AI servers.
-

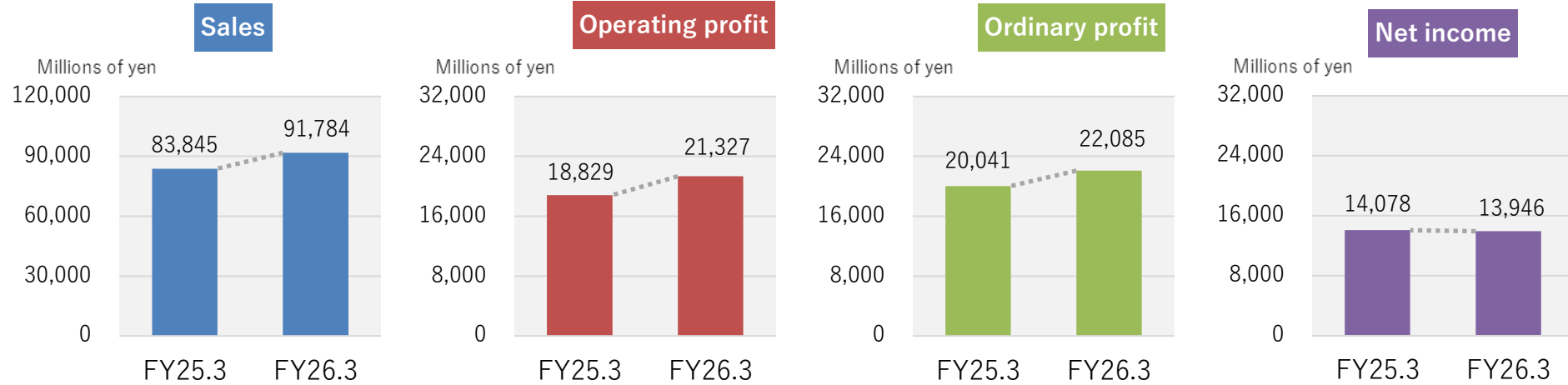
- **Surface finishing machinery business**

- Net sales fell year-over-year, but segment profit increased year-over-year thanks to sales of high value-added plating equipment for semiconductor wafers.
-

- **Plating job business**

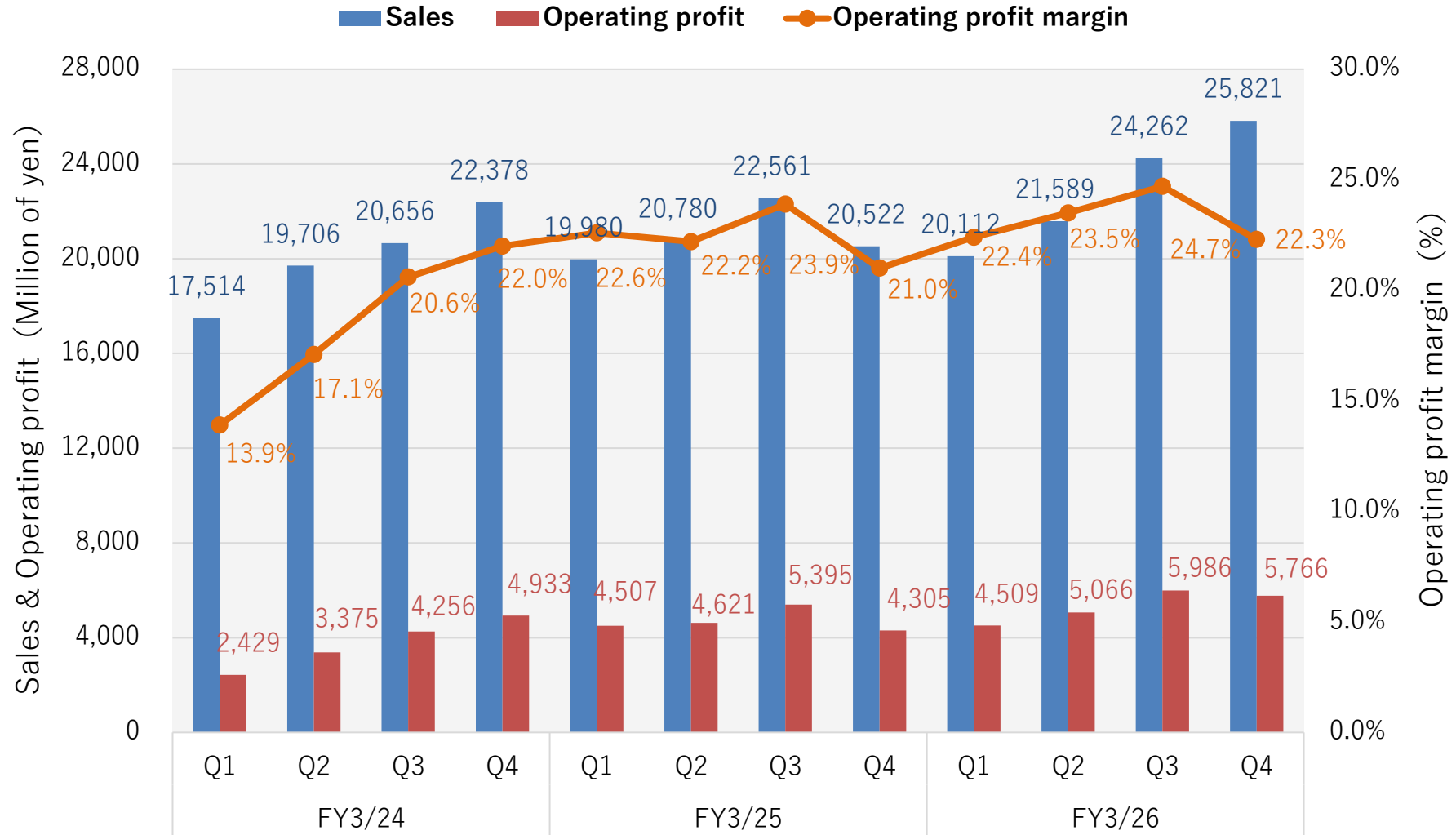
- Net sales and segment profit increased year-over-year. This was due to increase in demand for plating processing for electronic circuit boards year-over-year, as well as our efforts to reduce costs and improve yields.

FY3/26 Financial Results

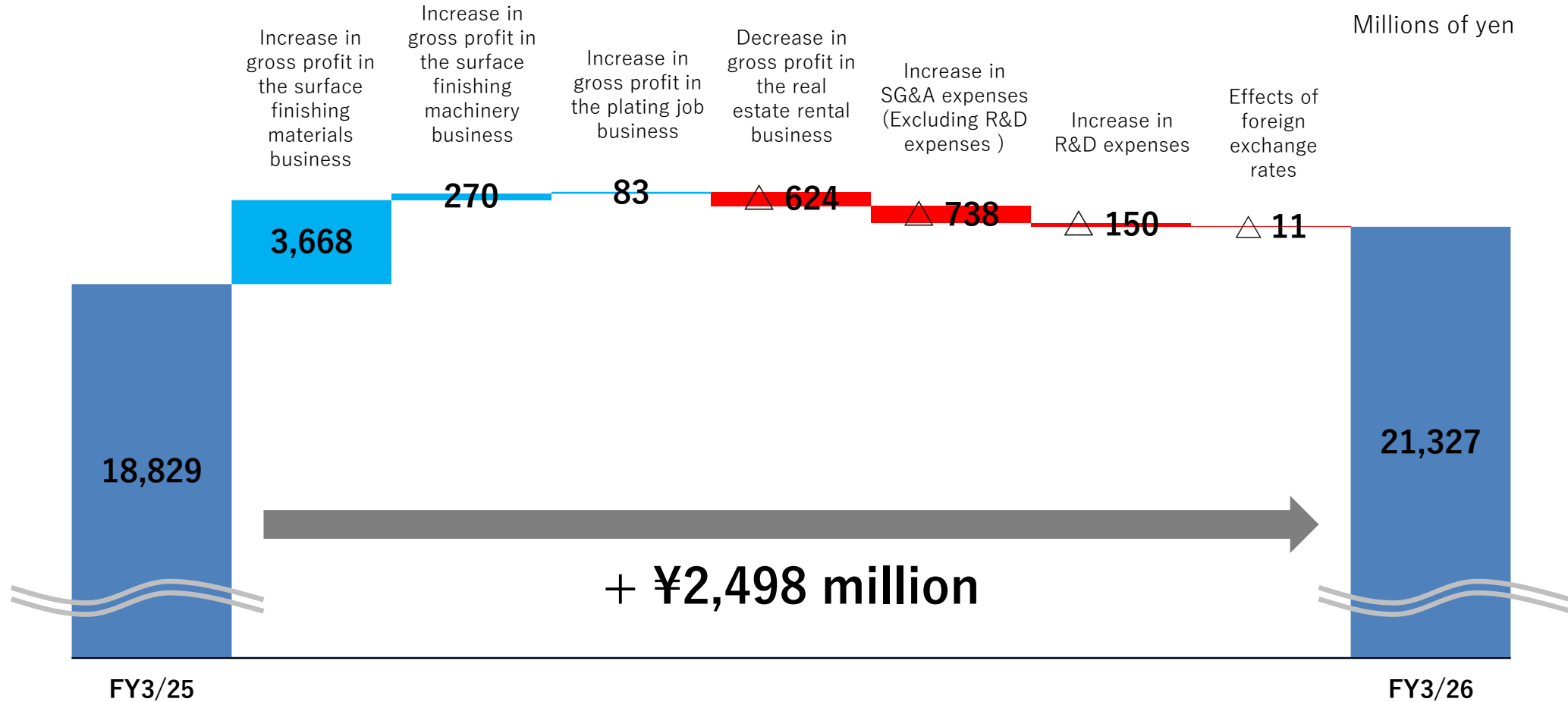


Millions of yen	FY3/25 Results	FY3/26 Forecast (Revised on Nov.10,2025)	FY3/26 Results	YoY change	Vs. Initial forecast
Sales	83,845	86,000	91,784	+ 7,939 (+9.5%)	+ 5,784 (+6.7%)
Operating profit	18,829	19,700	21,327	+ 2,498 (+13.3%)	+ 1,627 (+8.3%)
Ordinary profit	20,041	20,000	22,085	+ 2,044 (+10.2%)	+ 2,085 (+10.4%)
Net income	14,078	13,500	13,946	△ 132 (△ 0.9%)	+ 446 (+3.3%)
Exchange rate: \$US	151.69 yen	149.41 yen	149.61 yen	△ 2.08 yen	+ 0.20 yen

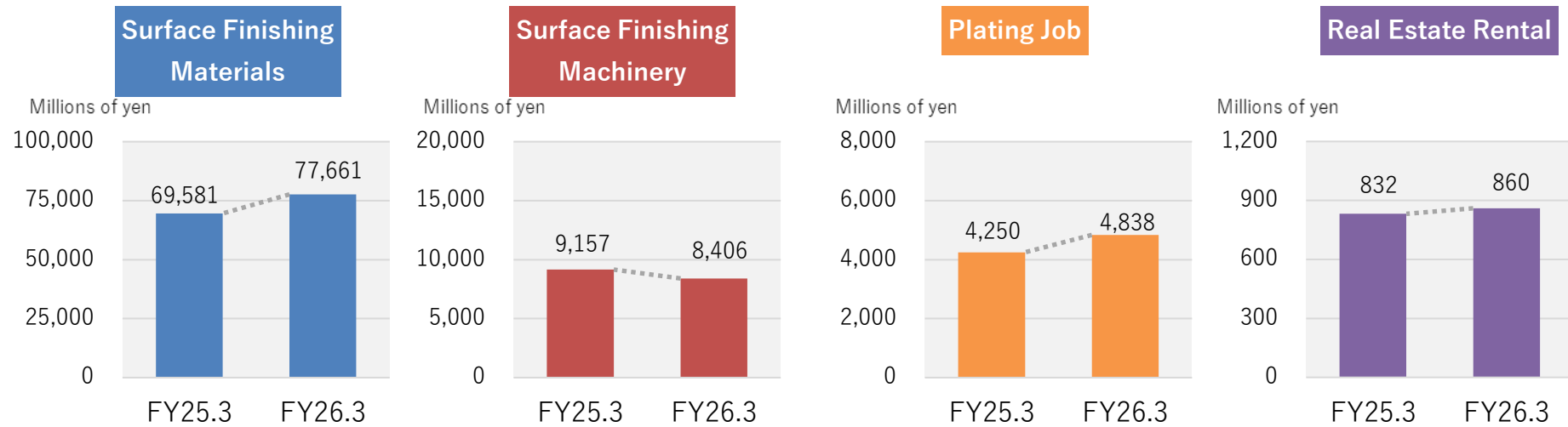
Quarterly Results



Changes in Operating profit

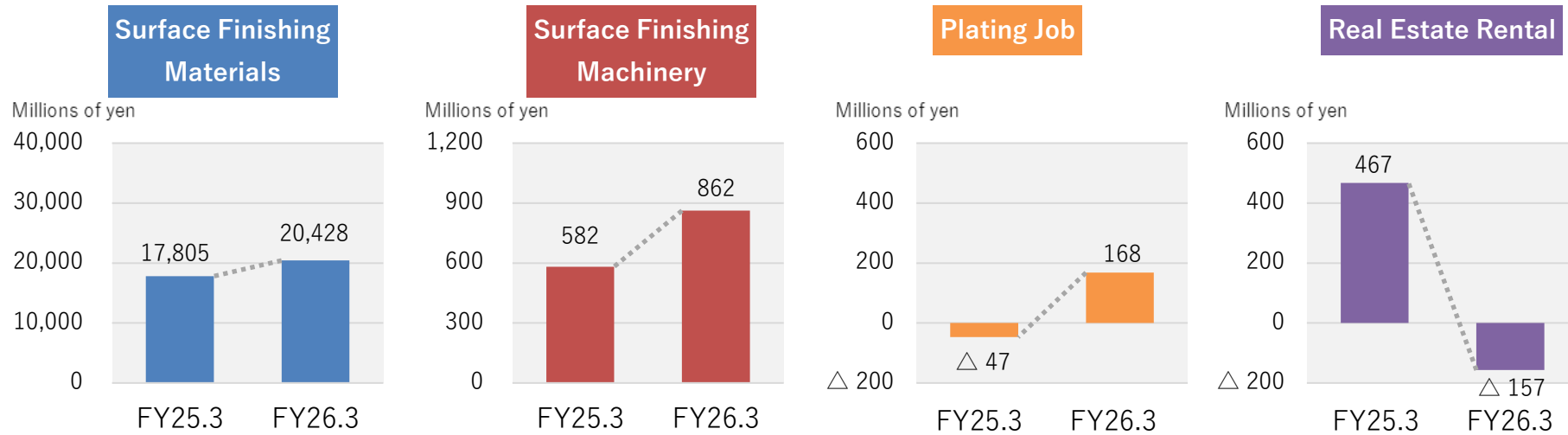


Sales by Business Segment



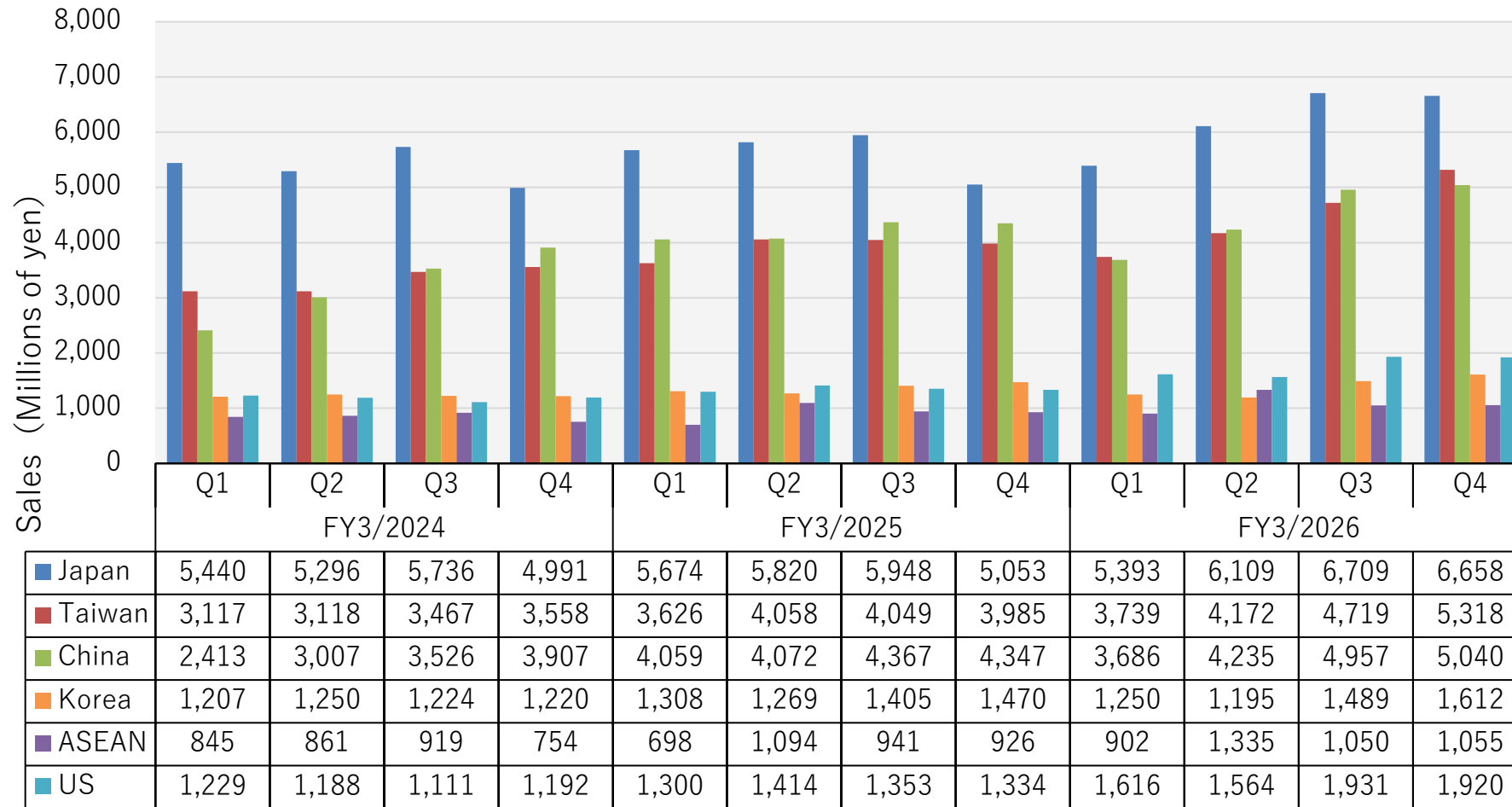
Millions of yen	FY3/25 Results	FY3/26 Results	Change	Percentage change
Surface Finishing Materials	69,581	77,661	+ 8,080	+ 11.6%
Surface Finishing Machinery	9,157	8,406	△ 751	△ 8.2%
Plating Job	4,250	4,838	+ 588	+ 13.8%
Real Estate Rental	832	860	+ 28	+ 3.4%

Operating Income by Business Segment

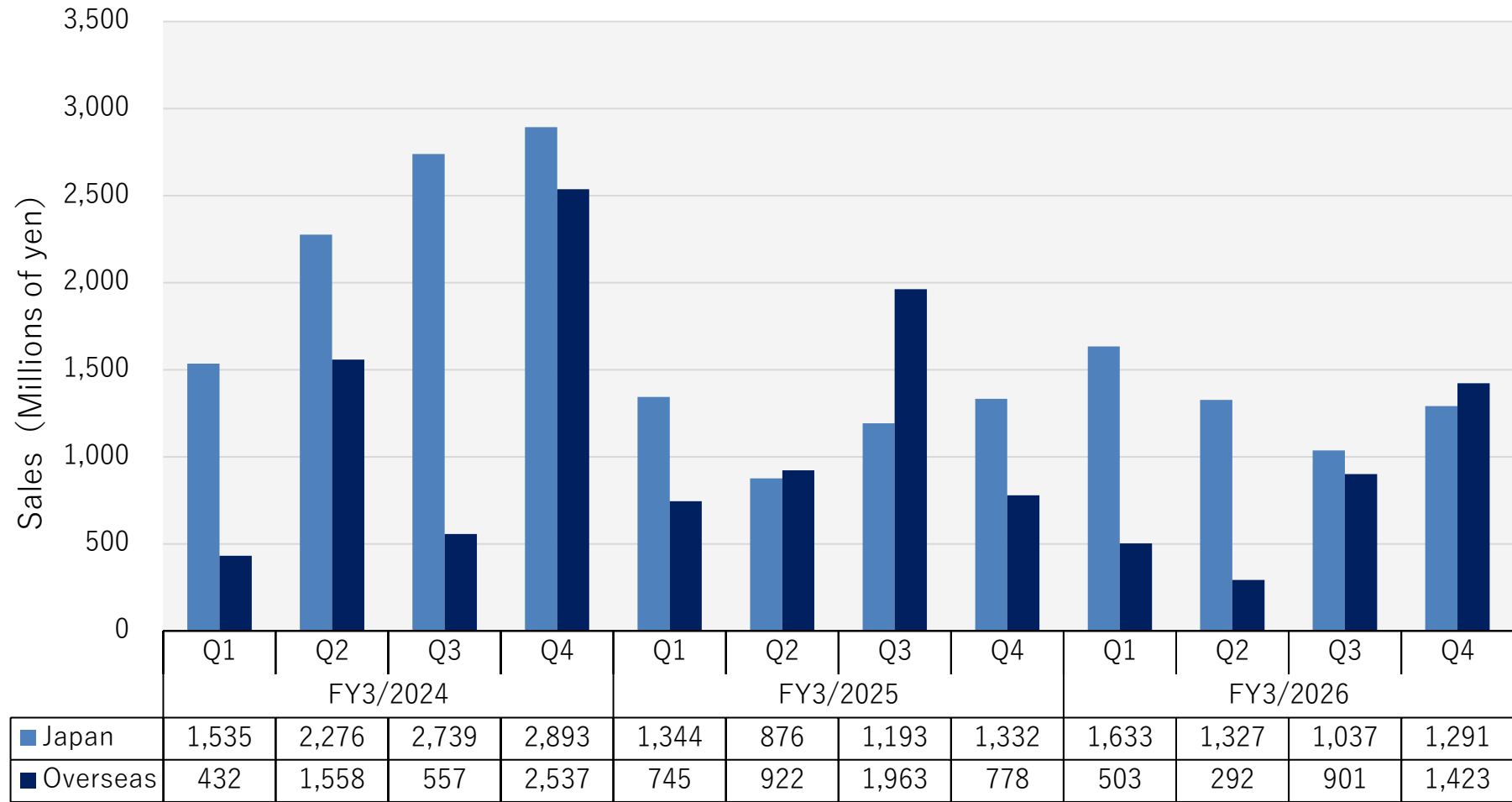


Millions of yen	FY3/25 Results	FY3/26 Results	Change	Percentage change
Surface Finishing Materials	17,805	20,428	+ 2,623	+ 14.7%
Surface Finishing Machinery	582	862	+ 280	+ 48.0%
Plating Job	$\triangle 47$	168	+ 215	-
Real Estate Rental	467	$\triangle 157$	$\triangle 624$	-

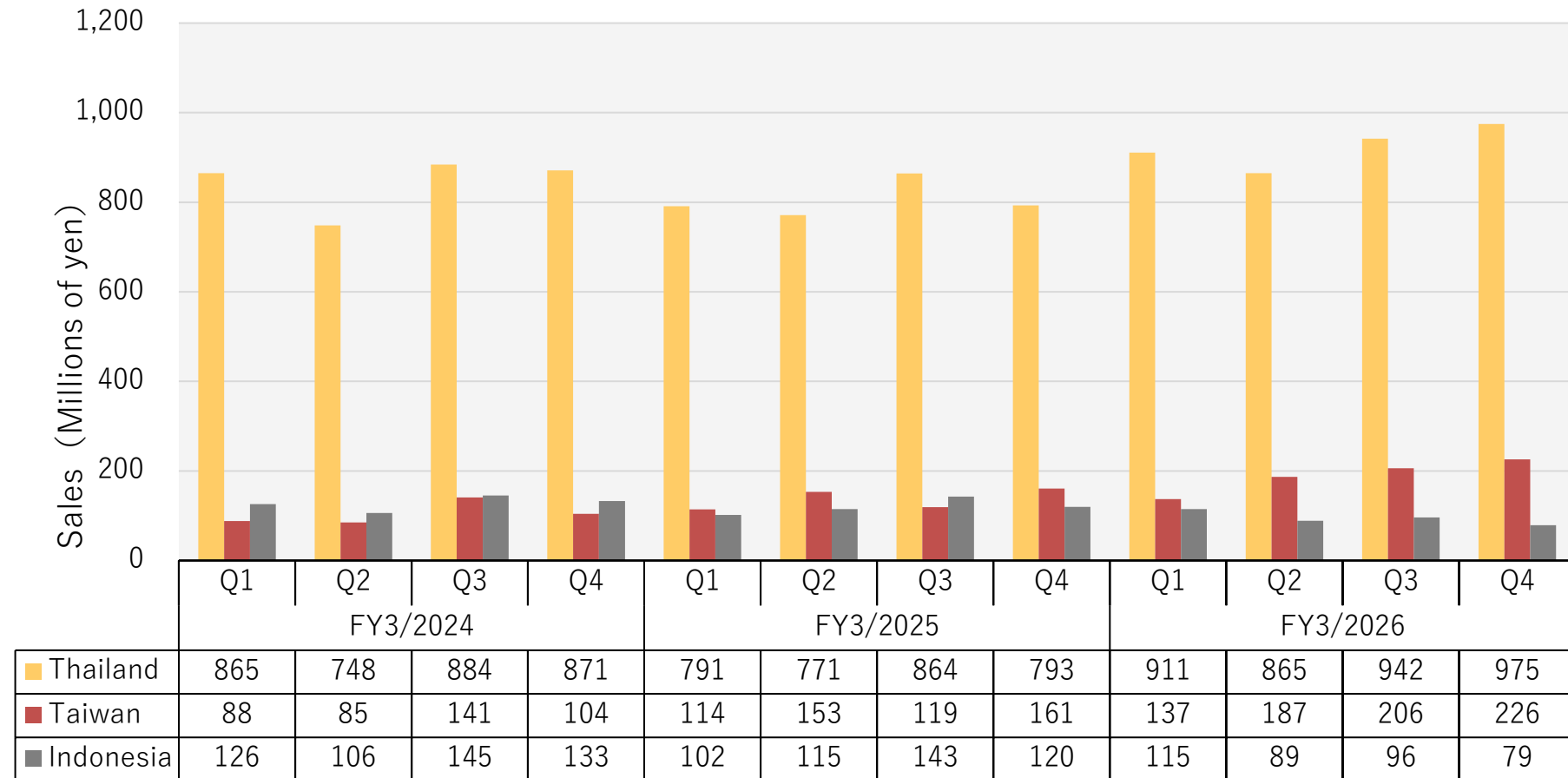
Surface Finishing Materials Business Sales



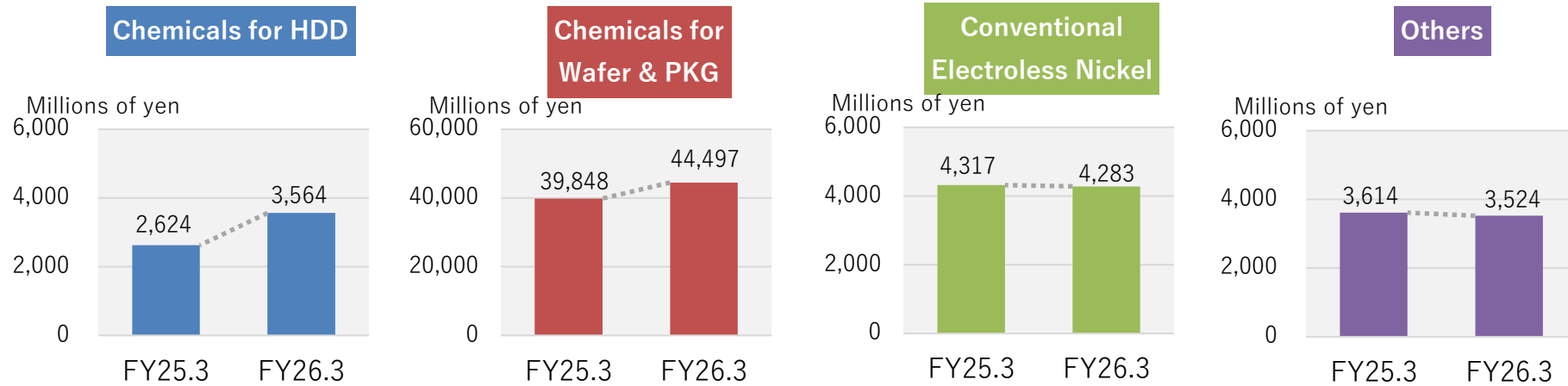
Surface Finishing Machinery Business Sales



Plating Job Business Sales



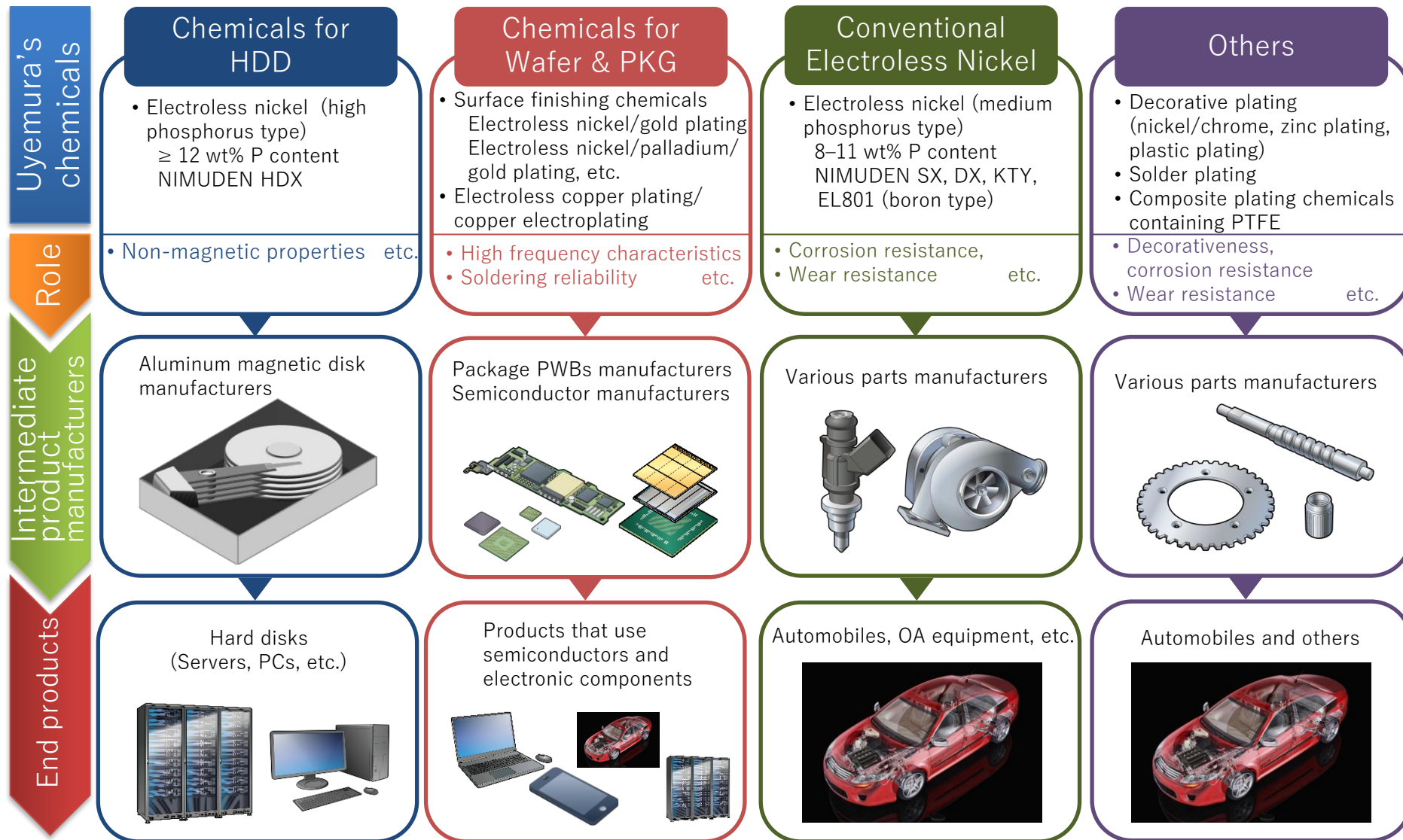
Sales by Chemicals Categories



Millions of yen	FY3/25 Results		FY3/26 Results		Change	Percentage change
		%		%		
Chemicals for HDD	2,624	5.2%	3,564	6.4%	+ 939	+ 35.8%
Chemicals for Wafer & PKG	39,848	79.0%	44,497	79.6%	+ 4,649	+ 11.7%
Conventional Electroless Nickel	4,317	8.6%	4,283	7.7%	△ 34	△ 0.8%
Others	3,614	7.2%	3,524	6.3%	△ 90	△ 2.5%
Total	50,405	100.0%	55,870	100.0%	+ 5,464	+ 10.8%

Sales of chemicals are included in the surface finishing materials business. Chemicals do not include abrasive compounds, industrial chemicals, or metals and the like. *Intersegment sales are included.

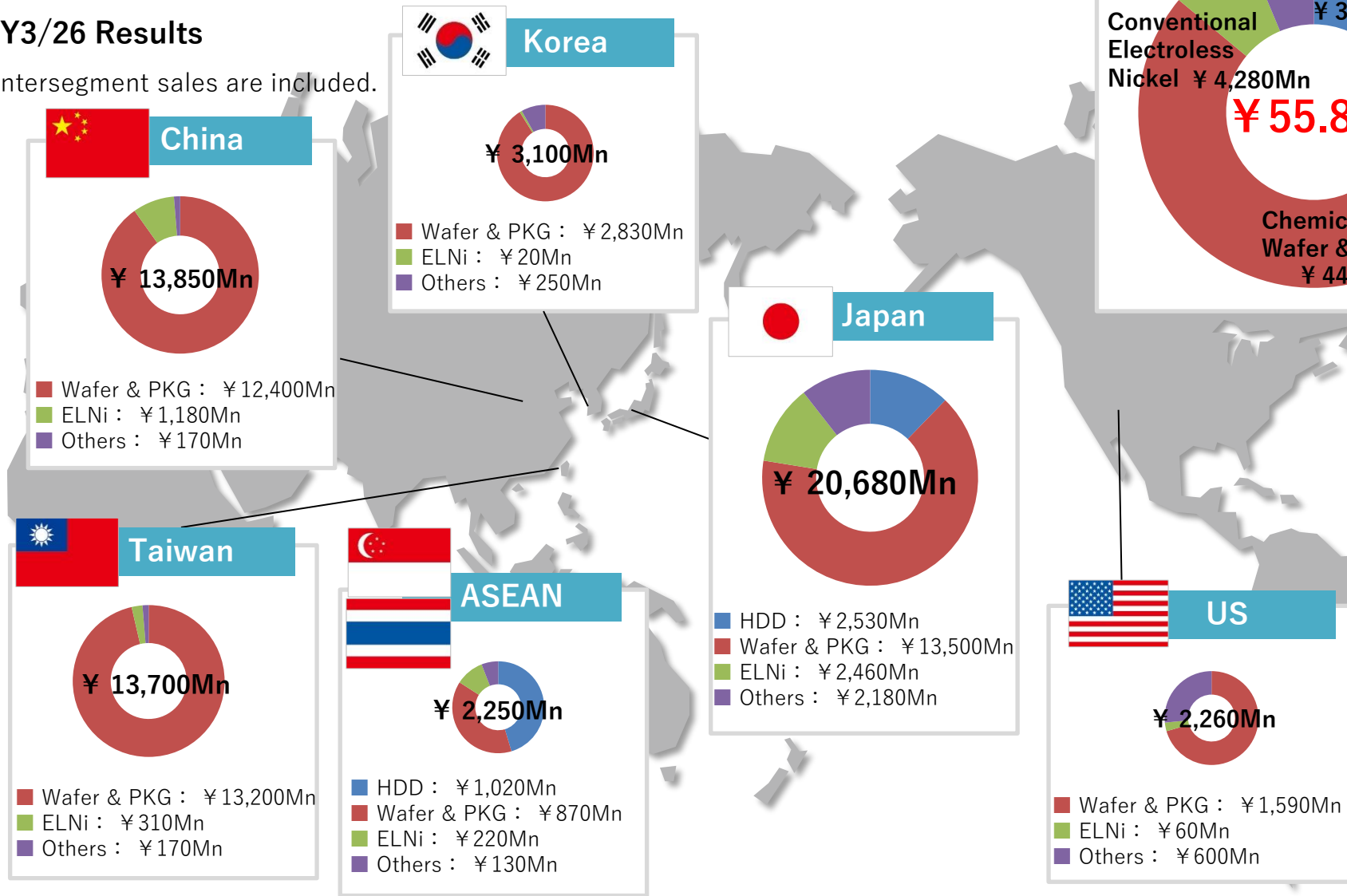
Chemicals Business – From Uyemura to End Users



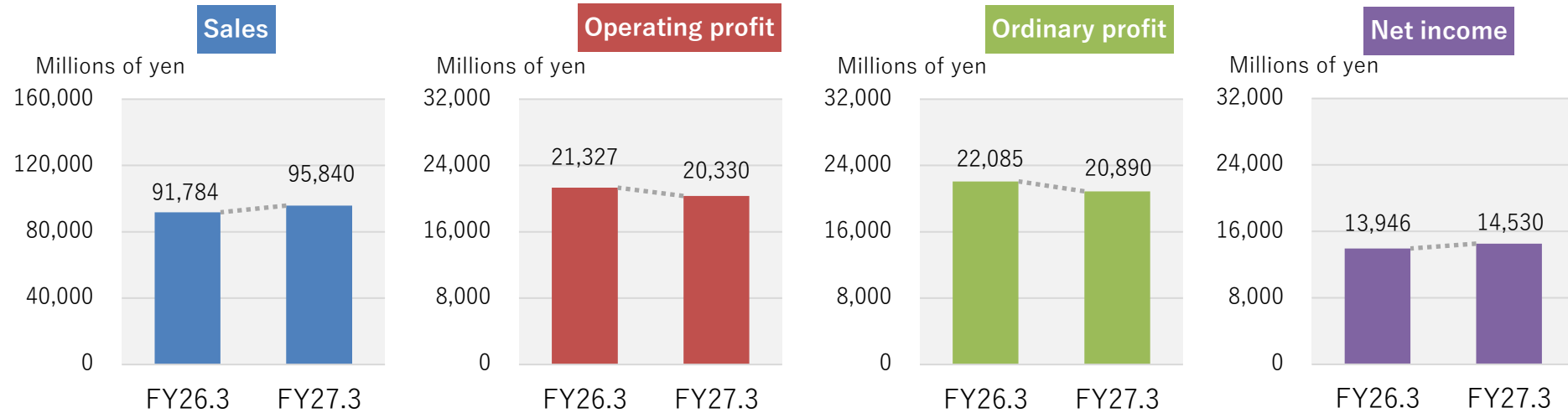
Chemical Sales by Region

FY3/26 Results

*Intersegment sales are included.



FY3/27 Consolidated Forecasts



Millions of yen	FY3/26 Results	FY3/27 Forecast	Change	Percentage change
Sales	91,784	95,840	+ 4,056	+ 4.4%
Operating profit	21,327	20,330	△ 997	△ 4.7%
Ordinary profit	22,085	20,890	△ 1,195	△ 5.4%
Net income	13,946	14,530	+ 584	+ 4.2%
Exchange rate: \$US	149.61 yen	156.96 yen	+ 7.35 yen	

FY3/27 Consolidated Forecasts

● Sales & Operating profit by Business Segment

Millions of yen	Sales				Operating profit			
	FY3/26 Results	FY3/27 Forecast	Change	Percentage change	FY3/26 Results	FY3/27 Forecast	Change	Percentage change
Surface Finishing Materials	77,661	80,257	+ 2,596	+ 3.3%	20,428	20,213	△ 215	△ 1.1%
Surface Finishing Machinery	8,406	9,949	+ 1,543	+ 18.4%	862	584	△ 278	△ 32.3%
Plating Job	4,838	4,764	△ 74	△ 1.5%	168	△ 58	△ 226	-
Real Estate Rental	860	845	△ 15	△ 1.7%	△ 157	△ 435	△ 278	-

● Sales by Chemicals Categories

Millions of yen	FY3/26 Results	FY3/27 Forecast	Change	Percentage change
Chemicals for HDD	3,564	3,650	+ 85	+ 2.4%
Chemicals for Wafer & PKG	44,497	46,420	+ 1,922	+ 4.3%
Conventional Electroless Nickel	4,283	4,153	△ 130	△ 3.1%
Others	3,524	3,677	+ 152	+ 4.3%
Total	55,870	57,900	+ 2,029	+ 3.6%

<Reference> Foreign exchange sensitivity
**Assumed rate for fiscal year ending March 31, 2026:
 156.96 yen (JPY/USD)**

Impact on full-year results:

If the yen depreciates by 1 yen

- Sales: increase by approx. ¥370 million
- Operating profit: increase by approx. ¥90 million

If the yen appreciates by 1 yen

- Sales: decrease by approx. ¥370 million
- Operating profit: decrease by approx. ¥90 million

*It is assumed that other currencies move in tandem with the US dollar.

Exchange Rates

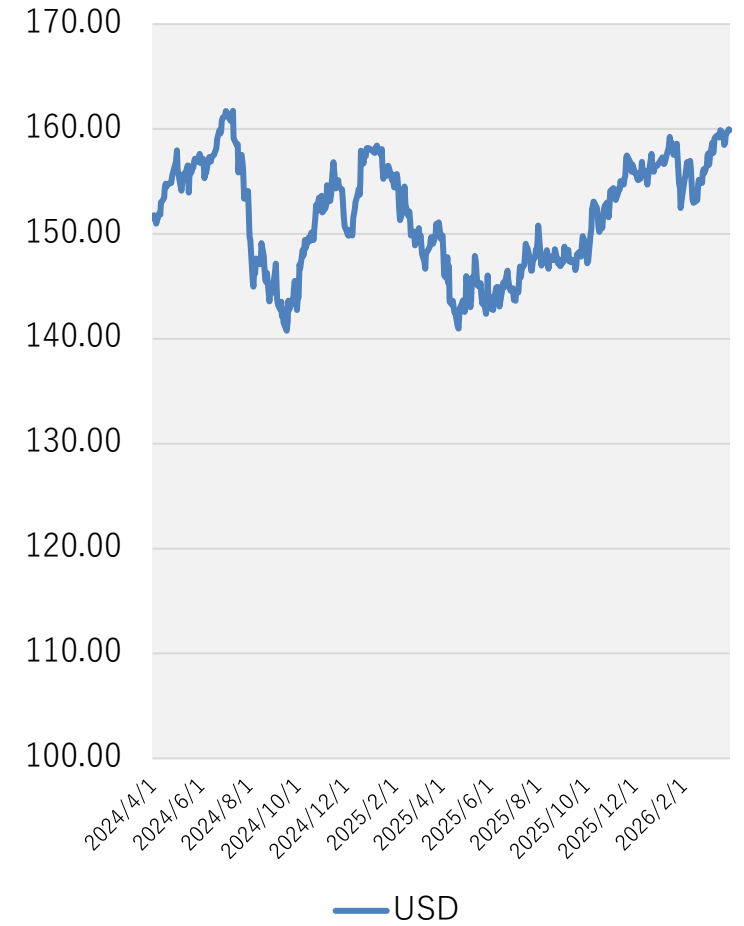
NTD



CNY

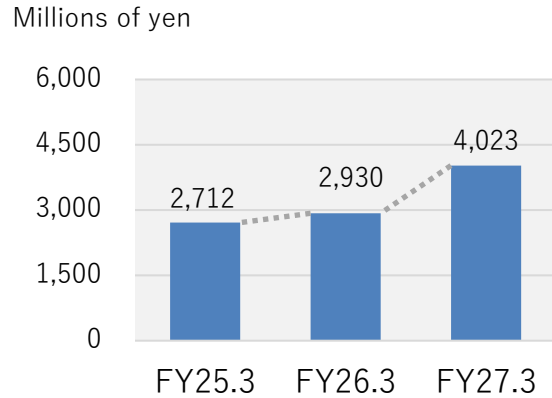


USD

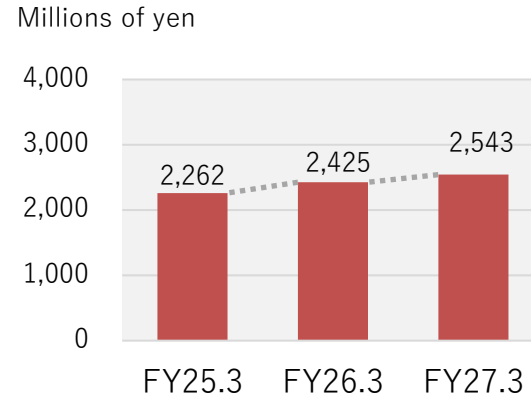


Capital Expenditure, Depreciation and R&D Expenses

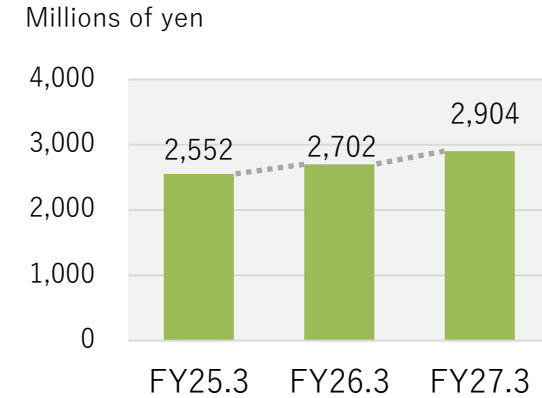
Capital Expenditure



Depreciation



R&D Expenses



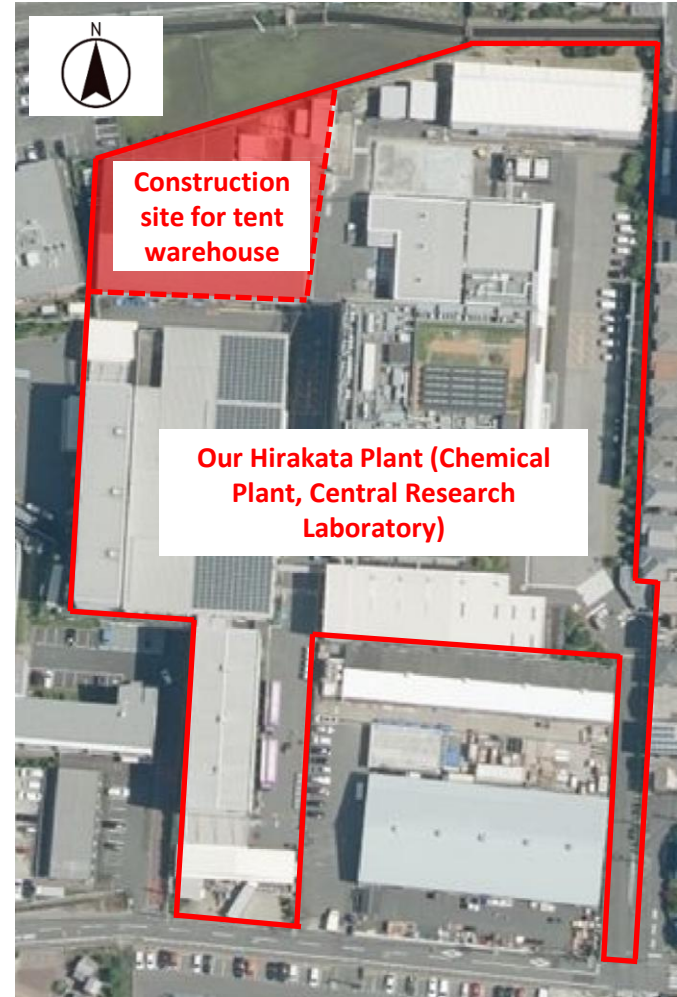
Millions of yen	FY3/25 Results	FY3/26 Results	FY3/27 Forecast
Capital Expenditure	2,712	2,930	4,023
Depreciation	2,262	2,425	2,543
R&D Expenses	2,552	2,702	2,904

Topic: Progress of the Hirakata Plant Reconstruction

Completed the tent warehouse at the Hirakata Chemical Plant

In April 2026, the Company completed the construction of a tent warehouse at the former machinery plant site within the Hirakata Factory (Hirakata City, Osaka Prefecture), in which approximately 140 million yen had been invested.

By eliminating the use of leased warehouses, the Company expects to improve logistics efficiency and reduce production costs, resulting in annual cost benefits of approximately 73 million yen.



Created by processing aerial photographs taken by the Geospatial Information Authority of Japan.

Plan to update of sewage treatment facilities at the Hirakata Chemical Plant

As part of the reconstruction of the Hirakata Plant, we plan to demolish the former administration building in the Hirakata Plant and construct a sewage treatment building. The new facility will incorporate scrubbers and soundproofing structures to reduce environmental impact while also enhancing earthquake resistance. In addition, by eliminating the heating process, the Company plans to reduce annual CO2 emissions by approximately 160 tons, equivalent to about 20% of total emissions at the plant.


Project outline of the new sewage treatment building

- Location: 5-1, Deguchi 1-chome, Hirakata, Osaka (Hirakata Plant premises)
- Enables 24-hour operation without the need for boiler equipment
- Introduced an IoT system that allows processing status to be monitored online
- Planned investment: Approx. 850 million yen
(Demolition costs for the former administration building: 180 million yen;
Construction costs for the sewage treatment building: 400 million yen;
Construction costs for the sewage treatment facilities: 270 million yen)
- Scheduled for completion: August 2028



Created by processing aerial photographs taken by the Geospatial Information Authority of Japan.



Under the Uyemura Group slogan of “Growing together with  (UY:You),” our aims are to grow and prosper together with our stakeholders and to be a company that is able to contribute to society.

Environment

Development and expansion of sales of environmentally friendly products and technologies



Development and delivery of products that will lead to the development of society and improvement of the environment



Reduction of waste and water consumption



Use of clean energy and reduction of electricity consumption



Realization of a sustainable society

Social

Promotion of social and community contribution activities



Automation of factory process from order receipt to shipment



Development of workplace environments where employees can work energetically



Governance

Thorough compliance with laws and regulations and respect for human rights



Implementation of business continuity plan



Please refer to our website for detailed information on our initiatives.

Environmentally Friendly Products: Proactive approach to SDGs



1. Pb-free plating bath

- Electroless Ni plating bath mainly for general bathes.
- Pb-free electro Sn plating bath, such as pure Sn and Sn-Ag bath for electronic parts

2. Cyan-free bath

- Electroless Au plating bath with no supply of cyanide-free and fee cyanide for wafers and electronic parts.

3. Desmear-free process

- Process without the use of dangerous permanganate for substrates

4. Formalin-free bath and process without the use of formalin

- Development of formalin-free electroless Cu bath for wafers

5. PFOS-free bath and PFOA-free bath

- PTFE composite plating mainly for automobile parts

6. Wastewater treatment































- Plating solution recycle unit

7. CO₂ reduction

- Low-melting-point bonding material plating and final surface finishing suitable for low-melting-point bonding



Uyemura Group Companies

Company name	Foundation	Location	Business
C.Uyemura & Co., Ltd.	1848 (Establishment) 1933 (Incorporated)	Japan	    
Uyemura International Corporation	1985	US	  
Uyemura International (Hong Kong) Co., Ltd.	1986	China (Hong Kong)	
Taiwan Uyemura Co., Ltd.	1987	Taiwan	    
Uyemura (Thailand) Co., Ltd.	1987	Thailand	   
Uyemura (Shenzhen) Co., Ltd.	1988	China (Shenzhen)	   
Uyemura International (Singapore) Pte Ltd	1992	Singapore	
Uyemura (Malaysia) Sdn. Bhd.	1996	Malaysia	 
Uyemura (Shanghai) Co., Ltd.	2002	China (Shanghai)	
Uyemura Korea Co., Ltd.	2010	Korea	 
PT.Uyemura Indonesia	2012	Indonesia	 



Sales



R&D



Chemical
Production



Machinery
Production



Plating Job



Real Estate
Rental

Forecasts of future performance in this report are based on assumptions judged to be valid and information currently available to the Company, but are not promises by the Company regarding future performance. Actual results are affected by various factors and may differ substantially.

Growing together with



Uyemura Group Companies

• Japan	C.Uyemura & Co., Ltd.	• Taiwan	Taiwan Uyemura Co., Ltd.
• USA	Uyemura International Corporation	• Korea	Uyemura Korea Co., Ltd.
• Hong Kong	Uyemura International (Hong Kong) Co., Ltd.	• Singapore	Uyemura International (Singapore) Pte Ltd
• Shenzhen	Uyemura (Shenzhen) Co., Ltd.	• Malaysia	Uyemura (Malaysia) Sdn. Bhd.
• Shanghai	Uyemura (Shanghai) Co., Ltd.	• Thailand	Uyemura Thailand Co., Ltd.
		• Indonesia	PT. Uyemura Indonesia